



# E-Z DUNGEONS

## Expansion Set 1


E-Z DUNGEONS Expansion Set 1 provides you with elevated floor areas to create multi-level dungeon layouts. You need the E-Z DUNGEONS: Deluxe Edition model set to use this product. Refer to the documents included in that set for detailed instructions on how to assemble these models.




The elevated floor sections can be used with the 2" tall walls from the Deluxe Edition as shown above.



You can also create rooms using the new 3" tall walls included in this set. Note that you must use the slightly wider floor sections for where they meet up with a wall (1.22" wide versions in each wall folder.)



These three sections create a modular 4" wide 'L' corner piece. The straight wall sections have two components instead of three.




Use the 4" 'L' corner floor tile provided in the E-Z DUNGEONS: Deluxe Edition to create stand-alone modular sections.



# E-Z DUNGEONS



To make a doorway for use with the 3" tall wall sections, make a 1" tall door riser section (included in this set) and glue an archway model or preprinted 2" wide door to the top of it as shown (both provided in the E-Z DUNGEONS: Deluxe Edition set.)



The 2" wide stair section assembles per the stair instructions from the Deluxe Set.

©2009 Fat Dragon Games. E-Z Dungeons is a trademark of Fat Dragon Games. All rights reserved.

[www.fatdragongames.com](http://www.fatdragongames.com)

# FAT DRAGON GAMES